


**Series A38 / B38**  
Single Row Terminal Blocks

**SPECIFICATIONS**

**Rating:** A38: 30A, 600V  
B38: 50A, 600V  
**Center Spacing:** .437" (11.10 mm)  
**Wire Size:** #10-22 AWG CU  
**Screw Size:** #8-32 Zinc Plated Steel  
**Torque Rating:** A38: 9 in-lb; B38: 15 in-lb  
**Distance Between Barriers:** .378" (9.60mm)  
**Operating Temperature:** 221°F (105°C)  
**Molded Material:** Black, UL Rated 94VO Thermoplastic  
**Breakdown Voltage:** 5000V rms  
**Recommended PCB Hole Diameter (A38):** .076" (1.93mm)  
**Approvals:** UL E62622; CSA LR15364; CE Certified

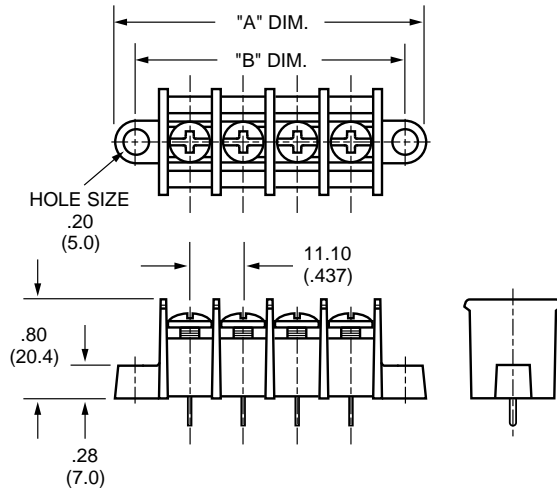


**TABLE A**

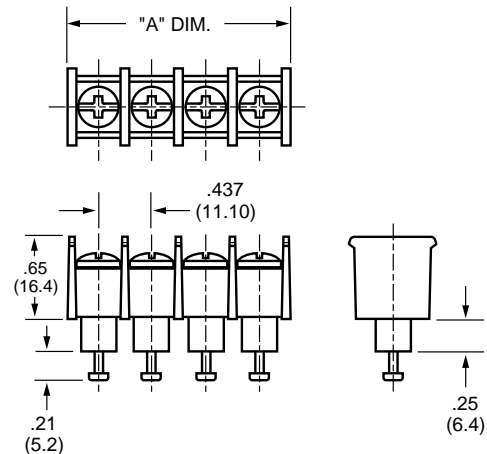
Poles	MOUNTING ENDS ONLY		BARRIER ENDS ONLY
	B Mount Ctrs.	"A" Dim. Length	"A" Dim. Length
02	1.31	1.67	0.93
03	1.75	2.10	1.37
04	2.19	2.54	1.81
05	2.62	2.98	4.05
06	3.06	3.41	2.68
07	3.50	3.85	3.12
08	3.93	4.29	3.56
09	4.37	4.72	3.99
10	4.81	5.16	4.43
11	5.24	5.60	4.87
12	5.68	6.04	5.30
13	6.12	6.47	5.74
14	6.56	6.91	6.18
15	6.99	7.35	6.61
16	7.43	7.78	7.05

\* Dimensions in inches. To convert to millimeters, multiply by 25.4.

**Series A38**



**Series B38**

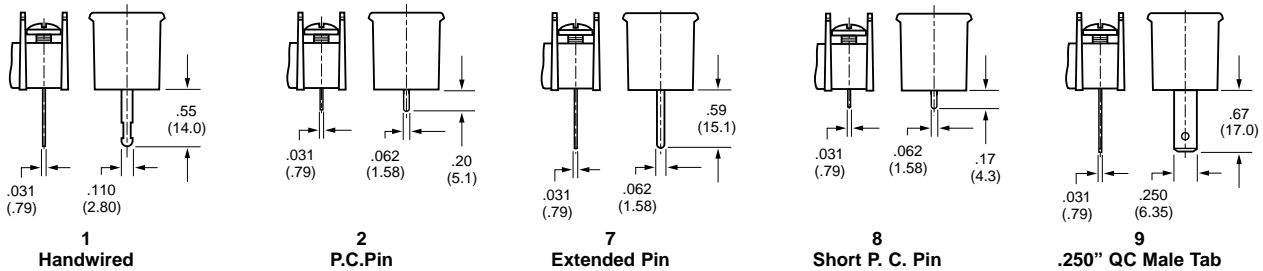


# MAGNUM®

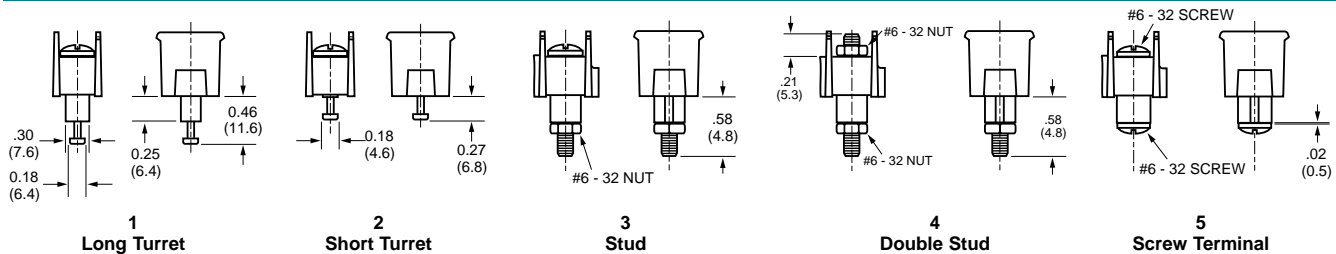
## Part Numbering System

Series	Terminal Style	Base/End	# of Poles	Screw Options	Options
<b>A A A</b>	<b>n</b>	<b>n</b>	<b>n n</b>	<b>n n</b>	<b>n n</b>
	<ul style="list-style-type: none"> <li>1 - hand wired</li> <li>2 - pc tail</li> <li>7 - extended wire wrap</li> <li>8 - short pc tail</li> <li>9 - .250" QC male tab</li> </ul>	<ul style="list-style-type: none"> <li>1 - flat base, mount ends</li> <li>2 - flat base, barrier ends</li> <li>3 - insulator base* mount ends</li> <li>4 - insulator base* barrier ends</li> </ul> <p>*N/A on 2 &amp; 8 terminal styles.</p>	<ul style="list-style-type: none"> <li>02 to 16</li> </ul>	<ul style="list-style-type: none"> <li>Blank - standard screw (steel zinc plated, philslot BHMS)</li> <li>04 - brass, nickel plated, philslot BHMS</li> <li>07 - steel, SEMS zinc plated philslot screw</li> <li>92 - steel, zinc plated slotted BHMS</li> <li>94 - brass, nickel plated slotted BHMS</li> </ul>	<ul style="list-style-type: none"> <li>L1 to L6 marking options (pg 23)</li> <li>RC - retaining clips (pg 16)</li> <li>Covers - (pg 24)</li> </ul>
<b>B A A</b>	<b>n</b>	<b>n</b>	<b>n n</b>	<b>n n</b>	<b>n n</b>
	<ul style="list-style-type: none"> <li>1 - long turret</li> <li>2 - short turret</li> <li>3 - screw terminal #6-32 screw top &amp; bottom)</li> <li>4 - stud (#8-32 screw top, #6-32 screw bottom)</li> <li>5 - double stud (#6-32 stud top &amp; bottom)</li> </ul>	<ul style="list-style-type: none"> <li>0 - flat base, mount ends</li> <li>4 - insulator base, barrier ends</li> <li>9 - insulator base mount ends</li> </ul>	<ul style="list-style-type: none"> <li>02 to 16</li> </ul>	<ul style="list-style-type: none"> <li>Blank - standard screw steel zinc plated philslot BHMS)</li> <li>04 - brass, nickel plated, philslot BHMS</li> <li>32 - #6-32 zinc plated steel philslot BHMS*</li> <li>34 - #6-32 nickel plated brass philslot BHMS*</li> <li>92 - steel, zinc plated slotted BHMS</li> <li>94 - brass, nickel plated slotted BHMS</li> </ul>	<ul style="list-style-type: none"> <li>L1 to L6 marking options (pg 23)</li> <li>RC - retaining clips (pg 16)</li> <li>Covers - (pg 24)</li> </ul> <p>*Note: 32 &amp; 34 screws only available with 3 terminal style.</p>

## A38 Terminal Styles Wire ready screws standard



## B38 Terminal Styles



## Screw Options

